


HATFIELD BOROUGH COUNCIL

WORKSHOP MEETING

January 4, 2023



JASON FERGUSON, PRESIDENT
RICHARD GIRARD, VICE PRESIDENT
JAMES FAGAN, COUNCILMEMBER
MICHELLE KROESSER, COUNCILMEMBER
LAWRENCE G. STEVENS, COUNCILMEMBER
MARY ANNE GIRARD, MAYOR

JAIME E. SNYDER, BOROUGH MANAGER
CATHERINE M. HARPER, BOROUGH SOLICITOR



Borough of Hatfield

Montgomery County, Pennsylvania

BOROUGH COUNCIL WORKSHOP MEETING

January 4, 2023

7:00PM

AGENDA

CALL TO ORDER / ROLL CALL

1. APPROVAL OF MEETING AGENDA:

Motion: To Approve the Agenda of the January 4, 2023 Workshop Meeting

2. PUBLIC INPUT:

Please rise, state your name and address and reason for addressing Council

3. ANNOUNCEMENTS:

- Next Council Meeting January 18th Regular Meeting @ 7:00PM in Council Chambers
- HEROC is Scheduled to Meet Wednesday, January 25, 2023 @ 8:00AM in Council Chambers
- Next Planning Commission Meeting is Scheduled for January 30, 2023 @ 7:00PM in Council Chambers
- HMHS is Scheduled to Meet Tuesday, January 24, 2023 @ 7:00PM at the HVFC
- Tree Pickup is scheduled for Monday, January 9th & 16th

4. REPORTS FROM STANDING COMMITTEES AND MAYOR:

- Budget, Finance, and Labor Committee Report
- Planning, Building, and Zoning Committee Report
- Public Safety Committee Report
- Public Works & Property and Equipment Committee Report
- Utilities Committee Report
- Hatfield Economic Revitalization Outreach Committee Report
- Mayor Mary Anne Girard Report

401 S. Main Street
P.O. Box 190
Hatfield, PA 19440

Phone:
215-855-0781

Fax:
215-855-2075

Email:
admin@
hatfieldborough.com

Website:
www.hatfieldborough.com

5. REPORTS AND CORRESPONDENCE:

Monthly Investment Report

Monthly EIT / LST Report

Police Department Report

Fire Department Report

EMS Report

Public Works Department Report

Engineering Report

Zoning Officer, Building Code, Property Maintenance Report

Fire Marshal / Fire Safety Inspection Report

Pool Advisory Report

6. MANAGERS REPORT:

7. NEW BUSINESS / DISCUSSION ITEMS:

A. Budget / Calendar Binder Distribution

8. OLD BUSINESS:

9. ACTION ITEMS:

10. MOTION to ADJOURN: Executive Session: Personnel, Litigation,
Real Estate

2. PUBLIC INPUT:

Please rise, state your name and address
and reason for addressing Council

3. ANNOUNCEMENTS:

- Next Council Meeting January 18th Regular Meeting @ 7:00PM in Council Chambers
- HEROC is Scheduled to Meet Wednesday, January 25, 2023 @ 8:00AM in Council Chambers
- Next Planning Commission Meeting is Scheduled for January 30, 2023 @ 7:00PM in Council Chambers
- HMHS is Scheduled to Meet Tuesday, January 24, 2023 @ 7:00PM at the HVFC
- Tree Pickup is scheduled for Monday, January 9th & 16th

**4. REPORTS FROM STANDING
COMMITTEES AND MAYOR:**

**Budget, Finance, and Labor
Committee Report**

**4. REPORTS FROM STANDING
COMMITTEES AND MAYOR:**

**Planning, Building, and Zoning
Committee Report**

**4. REPORTS FROM STANDING
COMMITTEES AND MAYOR:**

Public Safety Committee Report

**4. REPORTS FROM STANDING
COMMITTEES AND MAYOR:**

**Public Works & Property and Equipment
Committee Report**

**4. REPORTS FROM STANDING
COMMITTEES AND MAYOR:**

Utilities Committee Report

**4. REPORTS FROM STANDING
COMMITTEES AND MAYOR:**

**Hatfield Economic Revitalization
Outreach Committee Report**

**4. REPORTS FROM STANDING
COMMITTEES AND MAYOR:**

Mayor Mary Anne Girard Report

Mayor's Report
Workshop Meeting 4 January, 2023

1. Mayor's Office Hour will now be 4:00-6:00 pm on the 2nd & 4th Wednesdays of the month
2. Next Quarterly Meeting of the NMCRC is set for January 19, 2023
3. Resident Feedback on new Borough Informer format
4. Establishment of a Junior Council Person(JCP) Program in the Borough
(Ref: boroughs.org, Select Programs, Select Junior Council Person Program)

5. REPORTS AND CORRESPONDENCE:

Monthly Investment Report

**Hatfield Borough Total Income & Disbursements
YEAR 2022**

	<u>Gain/(Loss)</u>	<u>Income</u>	<u>Disbursements</u>	<u>Fees</u>	<u>Total Disbursements</u>	<u>Difference Income/Disbursements</u>
Capital Reserve	(\$56,612.50)	\$8,384.25	(\$9,538.83)	(\$3,151.56)	(\$12,690.39)	(\$4,306.14)
Sewer Capital Reserve	(71,605.44)	13,298.95	(16,393.19)	(5,525.08)	(21,918.27)	(\$8,619.32)
Sewer Managed	(45,917.96)	8,190.39	(10,622.61)	(3,512.98)	(14,135.59)	(\$5,945.20)
Electric	(84,769.90)	14,606.48	(18,739.98)	(6,035.14)	(24,775.12)	(\$10,168.64)
Total	(\$258,905.80)	\$44,480.07	(\$55,294.61)	(\$18,224.76)	(\$73,519.37)	(\$29,039.30)

HATFIELD BOROUGH CAPITAL RESERVE INVESTMENT ACCOUNT SUMMARY

YEAR 2022

2022	Capital Reserve	+/-	% Change	Income	Disbursements	Fees	Total Disbursements	Difference Income/Disbursements
Beginning Balance	\$487,692.39							
January	\$481,092.84	(\$6,599.55)	-1.35%	\$407.28	(\$133.08)	(\$274.20)	(\$407.28)	\$0.00
February	\$478,513.76	(\$2,579.08)	-0.54%	\$434.05	(\$705.68)	(\$271.63)	(\$977.31)	(\$543.26)
March	\$465,773.87	(\$12,739.89)	-2.66%	\$508.20	(\$778.29)	(\$270.09)	(\$1,048.38)	(\$540.18)
April	\$450,186.62	(\$15,587.25)	-3.35%	\$535.17	(\$270.37)	(\$264.37)	(\$534.74)	\$0.43
May	\$454,194.77	\$4,008.15	0.89%	\$617.85	(\$360.74)	(\$257.11)	(\$617.85)	\$0.00
June	\$445,619.51	(\$8,575.26)	-1.89%	\$765.24	(\$558.96)	(\$558.96)	(\$1,117.92)	(\$352.68)
July	\$457,643.96	\$12,024.45	2.70%	\$932.25	(\$677.22)	(\$255.03)	(\$932.25)	\$0.00
August	\$443,577.36	(\$14,066.60)	-3.07%	\$995.92	(\$1,256.67)	(\$260.75)	(\$1,517.42)	(\$521.50)
September	\$420,864.51	(\$22,712.85)	-5.12%	\$1,030.07	(\$775.78)	(\$254.29)	(\$1,030.07)	\$0.00
October	\$415,965.66	(\$4,898.85)	-1.16%	\$1,053.76	(\$2,917.58)	(\$243.70)	(\$3,161.28)	(\$2,107.52)
November	\$431,079.89	\$15,114.23	3.63%	\$1,104.46	(\$1,104.46)	(\$241.43)	(\$1,345.89)	(\$241.43)
December								\$0.00
		(\$56,612.50)		\$8,384.25	(\$9,538.83)	(\$3,151.56)	(\$12,690.39)	(\$4,306.14)

HATFIELD BOROUGH SEWER CAPITAL RESERVE INVESTMENT ACCOUNT SUMMARY

YEAR 2022

2022	Sewer Capital	+/-	% Change	Income	Disbursements	Fees	Total Disbursements	Difference Income/Disbursements
Beginning Balance	\$873,459.25							
January	\$865,417.55	(\$8,041.70)	-0.92%	\$569.86	(\$569.86)	(\$490.09)	(\$1,059.95)	(\$490.09)
February	\$861,420.14	(\$3,997.41)	-0.46%	\$496.78	(\$496.78)	(\$487.80)	(\$984.58)	(\$487.80)
March	\$844,769.21	(\$16,650.93)	-1.93%	\$584.98	(\$584.98)	(\$486.21)	(\$1,071.19)	(\$486.21)
April	\$829,293.15	(\$15,476.06)	-1.83%	\$869.23	(\$869.23)	(\$479.48)	(\$1,348.71)	(\$479.48)
May	\$833,817.91	\$4,524.76	0.55%	\$986.10	(\$986.10)	(\$473.61)	(\$1,459.71)	(\$473.61)
June	\$823,896.28	(\$9,921.63)	-1.19%	\$1,309.22	(\$1,309.22)	(\$775.40)	(\$2,084.62)	(\$775.40)
July	\$834,042.12	\$10,145.84	1.23%	\$1,293.54	(\$993.54)	(\$471.50)	(\$1,465.04)	(\$171.50)
August	\$817,720.59	(\$16,321.53)	-1.96%	\$1,730.94	(\$1,730.94)	(\$475.20)	(\$2,206.14)	(\$475.20)
September	\$793,747.25	(\$23,973.34)	-2.93%	\$1,864.45	(\$1,864.45)	(\$468.78)	(\$2,333.23)	(\$468.78)
October	\$788,076.29	(\$5,670.96)	-0.71%	\$1,697.12	(\$5,091.36)	(\$459.60)	(\$5,550.96)	(\$3,853.84)
November	\$801,853.81	\$13,777.52	1.75%	\$1,896.73	(\$1,896.73)	(\$457.41)	(\$2,354.14)	(\$457.41)
December								\$0.00
		(\$71,605.44)	-8.42%	\$13,298.95	(\$16,393.19)	(\$5,525.08)	(\$21,918.27)	(\$8,619.32)

HATFIELD BOROUGH SEWER INVESTMENT ACCOUNT SUMMARY

YEAR 2022

2022	Sewer Managed	+/-	% Change	Income	Disbursements	Fees	Total Disbursements	Difference Income/Disbursements
Beginning Balance	\$538,310.13							
January	\$533,287.28	(\$5,022.85)	-0.93%	\$350.16	(\$350.16)	(\$302.66)	(\$652.82)	(\$302.66)
February	\$530,689.47	(\$2,597.81)	-0.49%	\$324.52	(324.52)	(300.59)	(\$625.11)	(\$300.59)
March	\$520,266.51	(\$10,422.96)	-1.96%	\$381.13	(381.13)	(299.54)	(\$680.67)	(\$299.54)
April	\$509,606.48	(\$10,660.03)	-2.05%	\$513.45	(513.45)	(295.29)	(\$808.74)	(\$295.29)
May	\$512,482.62	\$2,876.14	0.56%	\$590.16	(590.16)	(291.04)	(881.20)	(\$291.04)
June	\$505,929.86	(\$6,552.76)	-1.28%	\$777.94	(1,077.94)	(592.20)	(1,670.14)	(\$892.20)
July	\$513,085.96	\$7,156.10	1.41%	\$822.24	(822.24)	(289.54)	(1,111.78)	(\$289.54)
August	\$502,486.69	(\$10,599.27)	-2.07%	\$1,047.21	(1,047.21)	(292.33)	(1,339.54)	(\$292.33)
September	\$486,369.48	(\$16,117.21)	-3.21%	\$1,129.54	(1,129.54)	(288.06)	(1,417.60)	(\$288.06)
October	\$482,611.43	(\$3,758.05)	-0.77%	\$1,066.11	(3,198.33)	(281.62)	(3,479.95)	(\$2,413.84)
November	\$492,392.17	\$9,780.74	2.03%	\$1,187.93	(1,187.93)	(280.11)	(1,468.04)	(\$280.11)
December								\$0.00
TOTALS		(\$45,917.96)	-8.75%	\$8,190.39	(10,622.61)	(3,512.98)	(14,135.59)	(5,945.20)

HATFIELD BOROUGH ELECTRIC INVESTMENT ACCOUNT SUMMARY

YEAR 2022

2022	Electric	+/-	% Change	Income	Disbursements	Fees	Total Disbursements	Difference Income/Disbursements
Beginning Balance	\$962,880.41							
January	\$954,186.60	(\$8,693.81)	-0.90%	\$570.07	(\$507.07)	(\$541.36)	(\$1,048.43)	(\$478.36)
February	\$949,261.14	(\$4,925.46)	-0.52%	\$589.14	(\$589.14)	(\$537.81)	(\$1,126.95)	(\$537.81)
March	\$930,183.01	(\$19,078.13)	-2.01%	\$724.63	(\$724.63)	(\$535.78)	(\$1,260.41)	(\$535.78)
April	\$908,906.92	(\$21,276.09)	-2.29%	\$884.06	(\$884.06)	(\$527.94)	(\$1,412.00)	(\$527.94)
May	\$914,255.80	\$5,348.88	0.59%	\$1,030.18	(\$1,030.18)	(\$519.07)	(\$1,549.25)	(\$519.07)
June	\$902,095.35	(\$12,160.45)	-1.33%	\$1,345.86	(\$1,645.86)	(\$821.25)	(\$2,467.11)	(\$1,121.25)
July	\$917,001.11	\$14,905.76	1.65%	\$1,522.63	(\$1,522.63)	(\$516.24)	(\$2,038.87)	(\$516.24)
August	\$896,905.95	(\$20,095.16)	-2.19%	\$1,843.48	(\$1,843.48)	(\$522.46)	(\$2,365.94)	(\$522.46)
September	\$865,362.04	(\$31,543.91)	-3.52%	\$1,989.79	(\$1,989.79)	(\$514.16)	(\$2,503.95)	(\$514.16)
October	\$858,055.78	(\$7,306.26)	-0.84%	\$1,948.25	(\$5,844.75)	(\$501.06)	(\$6,345.81)	(\$4,397.56)
November	\$878,110.51	\$20,054.73	2.34%	\$2,158.39	(\$2,158.39)	(\$498.01)	(\$2,656.40)	(\$498.01)
December								\$0.00
TOTALS		(\$84,769.90)		\$14,606.48	(\$18,739.98)	(\$6,035.14)	(\$24,775.12)	(\$10,168.64)

5. REPORTS AND CORRESPONDENCE:

Monthly EIT / LST Report

HATFIELD BOROUGH
 Berkeheimer Comparative
 2017-2022 Earned Income Tax

(Report as of 12/20/2022)

Month	2022	2021	2020	2019	2018	2017	Month	2022	2021	2020	2019	2018	2017
January	349.65	897.63	1,605.42	973.81	1,305.76	245.81	July	2,313.69	1,314.93	744.95	2,462.73	1,973.92	518.12
	874.13	1,174.92	868.35	815.69	592.07	1,782.61		1,298.39	3,976.44	1,223.01	2,481.10	644.89	1,456.59
	800.44	1,119.74	998.92	914.12	1,125.14	651.26		873.81	2,035.02	634.31	805.36	1,323.77	1,559.70
	1,248.17	516.76	2,805.81	722.35	1,090.52	2,653.00		1,769.36	1,205.94	2,200.77	1,689.60	604.96	1,296.24
	2,798.24	2,033.58	1,700.01	1,293.40	2,436.46	1,433.06		2,265.33		1,050.49	886.99	3,058.34	1,579.16
	1,308.02	637.60	1,175.67	1,251.89	1,968.25	1,385.23		2,145.23		1,067.68	678.38	1,488.77	1,178.56
	1,028.54		1,753.74	702.34						2,380.30	1,251.28		1,487.87
	3,445.15			1164.51						2,707.21			3,171.78
	2,941.43			3245.28						2,733.27			
	1,295.00									620.75			
										1,381.49			
Month Total	16,088.77	6,380.23	10,907.92	11,083.39	8,518.20	8,150.97	Month Total	10,665.81	8,532.33	16,744.23	10,255.44	9,094.65	12,248.02
YTD Total	16,088.77	6,380.23	10,907.92	11,083.39	8,518.20	8,150.97	YTD Total	257,175.24	235,461.52	230,792.09	231,307.96	224,674.16	228,040.81
February	1,896.88	1,015.31	2,618.99	5,353.21	761.04	2,254.27	August	287.65	558.35	4,689.38	5,185.15	800.24	2,078.40
	3,389.65	1,404.67	1,154.47	10,607.93	1,935.45	2,844.99		4,102.97	1,052.73	3,713.54	715.54	2,944.87	1,605.57
	2,253.01	3,413.92	6,737.26	4,967.27	951.90	3,275.29		598.85	2,072.03	943.13	1,004.48	1,593.23	2,585.83
	7,894.07	6,497.09	2,195.49	9,525.63	2,202.98	2,830.90		1,579.27	3,129.20	2,366.86	2,024.31	2,452.77	5,237.07
	3,450.18	2,685.50	1,739.30	7,476.14	4,089.83	595.93		796.15	3,391.96	3,342.63	3,236.05	2,983.92	9,656.89
	7,284.23	5,027.63	6,758.94	4,242.59	5,829.73	5,070.53		2,858.40	974.10	4,374.60	2,802.73	1,721.57	4,782.38
	6,401.96	12,077.62	5,019.71	5,744.09	5,627.93	3,367.39		2,999.52	3,656.99	4,402.94	9,448.79	3,287.03	4,088.36
	3,938.27	7,563.81	8,048.59	5,982.69	2,705.79	5,727.74		3,872.55	9,490.48	9,414.71	4,396.99	3,918.13	4,160.35
	9,162.41	12,150.83	5,962.24	4,466.18	5,767.75	8,219.66		2,002.72	4,257.91	6,009.96	2,023.85	7,931.75	4,036.30
	5,285.32	6,064.53	626.35	3,705.99	4,625.01	6,321.31		10,922.42	2,301.14	3,748.13	1,227.10	5,778.05	1,765.43
	2,990.39	4,692.13	3,399.64	3,383.48	3,007.26	2,469.57		3,133.12	3,039.24	4,924.28	4,730.84	4,209.91	3,428.67
	1,792.57	3,249.18	2,867.27	5,083.00	5,548.80	2,853.17		2,890.37	9,084.47	5,107.35	9,964.78	5,835.90	4,526.17
	6,598.77	3,987.61	6,582.96	2,401.37	2,356.02	6,521.76		3,089.07	6,918.54	6,633.39	12,334.88	3,485.34	5,462.31
	6,810.35	8,765.07	5,083.15	1,406.49	2,329.15	2,376.46		3,645.45	6,723.87	6,603.46	4,071.89	5,736.19	2,297.85
	2,690.03	2,068.74	12,700.19		2,302.49	5,301.07		7,891.69	5,651.24	8,446.28	4,674.67	5,294.07	3,535.73
	8,666.29	2,455.14	4,639.66		5,741.68	3,650.83		3,646.00	2,964.63	2,726.28	3,347.94	10,119.90	2,517.07
					2,938.40	3,211.46		12,713.22	10,120.00		5,911.40	6,949.50	2,496.35
					7,832.19			3,842.87			2,123.39	1,829.36	3,282.11
								3,930.48					
Month Total	80,504.38	83,118.78	76,134.21	74,346.06	66,553.40	66,892.33	Month Total	74,802.77	75,386.88	77,446.92	79,224.78	76,871.73	67,542.84
YTD Total	96,593.15	89,499.01	87,042.13	85,429.45	75,071.60	75,043.30	YTD Total	331,978.01	310,848.40	308,239.01	310,532.74	301,545.89	295,583.65
March	248.37	1,405.81	495.61	1,100.74	4,889.69	4,397.45	September	6,748.05	985.69	772.18	466.77	188.66	2,713.87
	657.58	2,778.22	712.45	338.84	470.52	1,198.08		5,660.63	5,439.47	5,186.01	2,067.30	870.99	1,383.60
	1,626.56	6,670.97	4,732.80	949.19	2,662.29	963.81		1,046.01	4,890.58	4,827.34	3,894.70	5,016.64	999.58
	641.62	2,530.21	4,074.50	9,631.68	3,309.44	647.44		3,657.63	2,727.80	2,168.47	2,679.82	5,218.07	969.65
	3,875.06	786.63	2,324.82	5,753.80	3,267.60	738.96		3,472.75		712.23	4,281.46	4,416.91	4,254.94
	2,934.35	1,241.80	1,067.87	1,558.27	7,571.44	2,025.84		2,238.47		2,332.14	2,529.21	853.66	2,092.45
	3,259.45	3,221.94	2,413.31	603.40	1,082.75	3,644.41		1,715.33				887.17	2,736.15
	2,226.26	1,440.49	1,989.90		573.60	3,886.47		2,027.57					1,904.52
	1,842.27	684.16	788.00		595.31	4,517.33		2,956.02					1,968.33
	1,958.44	969.07	2,306.85		1,347.03	915.06		1,953.55					
					768.52	606.13							
Month Total	19,269.96	21,729.30	20,906.11	19,935.92	26,538.19	23,540.98	Month Total	31,476.01	14,043.54	15,998.37	15,919.26	17,452.10	19,023.09

HATFIELD BOROUGH
 Berkheimer Comparative
 2017-2022 Earned Income Tax

(Report as of 12/20/2022)

Month	2022	2021	2020	2019	2018	2017	Month	2022	2021	2020	2019	2018	2017
YTD Total	115,863.11	111,228.31	107,948.24	105,365.37	101,609.79	98,584.28	YTD Total	363,454.02	324,891.94	324,237.38	326,452.00	318,997.99	314,606.74
April	1,870.53	536.24	1,027.46	1,031.04	1,338.50	558.79	October	1,019.45	2,377.93	609.87	2,348.14	904.13	329.69
	313.47	806.74	723.41	1,847.21	912.30	632.62		624.14	538.51	1,738.74	261.22	1,298.78	1,184.44
	568.00	1,055.19	740.23	722.22	512.40	1,002.59		1,451.03	713.11	759.95	523.41	507.60	533.14
	1,210.64	1,634.74	2,858.30	2,373.57	537.87	1,897.36		1,269.68	1,485.07	2,555.52	1,716.83	2,112.50	863.47
	1,382.41	2,774.38	1,355.13	933.47	2,859.64	1,764.81		1,238.73	1,613.33	1,133.62	2,523.08	501.20	620.96
	2,075.59	2,051.28	4,655.27	594.25	3,930.29	3,981.60		1,850.91	1,191.30			1,083.69	1,301.82
	2,151.54	868.91		1,000.01		2,064.33		1,111.31	2,265.95			2,521.28	832.93
	2,851.71	1,148.07		1,372.78		1,416.28			2,332.25				2,120.74
	2,427.63			4,087.56		2,344.64			3,735.80				
	2,194.57					566.28							
Month Total	17,046.09	10,875.55	11,359.80	13,962.11	10,091.00	16,229.30	Month Total	8,565.25	16,253.25	6,797.70	7,372.68	8,929.18	7,787.19
YTD Total	132,909.20	122,103.86	119,308.04	119,327.48	111,700.79	114,813.58	YTD Total	372,019.27	341,145.19	331,035.08	333,824.68	327,927.17	322,393.93
May	4,459.17	1,188.18	1,911.19	2,763.50	2,063.67	2,005.43	November	2,783.30	1,336.32	2,777.41	1,569.44	4,903.59	1,768.92
	1,765.84	3,580.10	2,579.52	7,579.38	2,437.85	2,109.65		2,389.34	2,617.40	1,732.81	2,268.14	1,625.24	1,737.62
	1,748.54	2,678.53	2,859.13	1,763.69	4,620.35	2,423.11		2,560.64	2,526.80	874.72	818.68	3,145.82	2,667.23
	2,575.59	4,367.02	2,845.53	2,027.48	1,778.76	1,382.77		2,071.58	2,168.99	4,203.85	2,397.84	3,656.73	3,281.28
	5,949.59	2,494.40	5,645.72	4,147.01	3,357.84	5,056.97		2,420.45	3,060.98	6,702.32	4,520.15	4,768.69	6,268.07
	6,157.15	6,748.51	18,479.47	7,949.59	1,226.35	729.16		6,962.82	2,349.77	7,316.81	3,334.51	7,437.73	2,217.37
	2,148.79	6,484.23	7,738.65	8,653.93	3,876.62	3,937.87		2,738.99	4,210.67	4,442.98	3,381.56	10,469.84	3,185.12
	7,045.81	5,750.03	3,788.42	4,299.39	1,262.14	1,727.57		4,376.47	5,545.46	10,961.95	2,643.88	9,624.91	3,675.75
	3,065.62	4,046.08	2,642.49	3,555.35	5,090.04	3,435.49		3,997.12	3,304.73	4,260.51	7,852.77	5,206.41	10,095.62
	5,923.99	5,506.50	8,941.10	6,754.05	5,949.56	4,578.07		6,450.32	15,209.01	9,768.05	4,072.46	3,705.72	12,228.45
	18,540.07	3,706.88	7,561.21	12,334.81	7,191.94	5,156.64		3,281.06	8,007.43	4,132.62	10,653.14	3,977.15	4,714.78
	6,503.78	3,567.78	2,400.69	5,969.28	8,073.18	5,319.41		4,063.54	2,132.28	2,736.33	2,409.28	3,144.20	4,704.94
	6,660.43	2,235.76	5,726.76	4,123.29	8,706.53	2,826.37		6,912.04	7,163.09	2,172.42	6,616.07	5,863.74	1,858.50
	1,471.61	7,804.52		11,393.38	1,883.10	3,340.12		3,977.28	3,819.24	7,410.22	4,281.24	2,708.89	3,594.22
	7,016.30	4,180.55			3,029.22	6,176.53		1,736.51	3,303.78	5,745.19	3,932.62	2,800.94	3,091.83
	3,351.15	2,707.44			2,291.71	1,914.90		2,920.31	6,288.34		10,793.56	1,395.09	1,862.68
	3,067.50	1,524.99			4,593.12	6,182.51					2,496.96		
	5,787.70	13,490.65			4,876.07	4,548.79							
		2,709.41				13,473.36							
						5,197.01							
Month Total	93,238.63	84,771.56	73,119.88	83,314.13	72,308.05	81,521.73	Month Total	59,641.77	73,044.29	75,238.19	74,042.30	74,434.69	66,952.38
YTD Total	226,147.83	206,875.42	192,427.92	202,641.61	184,008.84	196,335.31	YTD Total	431,661.04	414,189.48	406,273.27	407,866.98	402,361.86	389,346.31
June	749.82	1,854.95	3,220.50	2,713.22	10,891.42	502.71	December	4,535.30	1,050.17	410.13	2,714.23	3,352.11	2,451.21
	1,451.89	719.21	577.58	1,216.36	2,456.00	626.15		3,659.25	1,162.50	1,005.12	4,944.30	1,486.54	1,810.39
	821.85	938.37	590.96	3,154.10	943.66	910.73		6,066.51	623.74	2,575.16	3,451.39	3,390.81	803.03
	779.03	6,367.26	3,746.29	3,972.34	1,977.77	614.98		3,291.29	549.87	6,791.38	3,114.23	4,611.90	801.02
	922.16	4,549.27	4,143.04	3,190.49	5,675.44	5,826.90		10,873.28	6,957.47	4,079.92	658.42	1,867.02	1,778.84
	3,719.00	3,905.34	3,179.13	726.06	1,490.64	4,996.09		3,202.02	4,385.64	3,129.30	1,843.41	2,310.93	3,516.86
	2,593.17	1,122.69	2,157.65	3,438.34	2,388.63	3,421.25		7,231.21	1,974.99	1,123.08			5,665.69
	3,000.31	596.68	3,345.94		882.36	846.73		827.51	1,126.54				2,105.04
	3,194.42		658.85		4,864.75	1,711.94		3,312.80					1,040.59
	3,129.95												179.14
Month Total	20,361.60	20,053.77	21,619.94	18,410.91	31,570.67	19,457.48	Month Total	42,999.17	17,830.92	19,114.09	16,725.98	17,019.31	20,151.81
YTD Total	246,509.43	226,929.19	214,047.86	221,052.52	215,579.51	215,792.79	Grand Total	474,660.21	432,020.40	425,387.36	424,592.96	419,381.17	409,498.12

HATFIELD BOROUGH
 Berkheimer Comparative
 2017 - 2022 LST TAX

(Report as of 12/20/2022)

Month	2022	2021	2020	2019	2018	2017	Month	2022	2021	2020	2019	2018	2017
January	332.14	93.44	168.99	33.72	15.58	56.20	July	106.14	377.25	27.49	524.30	259.31	76.64
					508.63			537.61	632.68	593.29		727.57	607.02
								910.77					
Month Total	332.14	93.44	168.99	33.72	524.21	56.20	Month Total	643.75	1,920.70	620.78	524.30	986.88	683.66
YTD Total	332.14	93.44	168.99	33.72	524.21	56.20	YTD Total	24,431.35	21,978.62	19,393.79	20,939.03	20,771.05	18,298.78
February	1,403.93	436.37	350.79	576.73	672.03	468.04	August	820.39	615.85	15.72	988.39	1,021.80	445.60
	600.29	1,364.20	900.92	748.10				816.85	582.08	1,073.14	681.02		
	794.83	4,918.01	500.10	995.27	1,668.98	1,330.23		1,041.91	4,919.27	6,412.04	1,285.27	700.94	1,127.18
	5,118.23	1,371.18	611.10	653.32	2,770.93	696.91		1,610.06	1,707.15	774.35	6,305.29	2,969.69	1,063.01
	1,417.42	865.50	1,042.25	2,319.88	2,590.00			5,563.93			567.04	2,500.79	2,549.94
		528.58	4,235.56	2,607.58	254.47			2,346.73				2,480.47	2,285.24
													1,771.63
Month Total	9,334.70	9,483.84	7,640.72	7,900.88	7,956.41	2,495.18	Month Total	12,199.87	7,824.35	8,275.25	9,827.01	9,673.69	9,242.60
YTD Total	9,666.84	9,577.28	7,809.71	7,934.60	8,480.62	2,551.38	YTD Total	36,631.22	29,802.97	27,669.04	30,766.04	30,444.74	27,541.38
March	1,676.71	714.70	1,676.03	2,341.35	763.13	1,261.86	September	12.79	792.30	463.51	315.28	376.14	214.19
	719.06			25.47	81.55	840.11			285.87				431.32
						2,619.22							
						1,419.36							
Month Total	2,395.77	714.70	1,676.03	2,366.82	844.68	6,140.55	Month Total	12.79	1,078.17	463.51	315.28	376.14	645.51
YTD Total	12,062.61	10,291.98	9,485.74	10,301.42	9,325.30	8,691.93	YTD Total	36,644.01	30,881.14	28,132.55	31,081.32	30,820.88	28,186.89
April	34.39		60.43	196.71	352.66	240.48	October		311.77	146.06	63.69	330.79	
				509.66	584.34	847.76			734.10	634.69		556.04	
										53.07			
Month Total	34.39	-	60.43	706.37	937.00	1,088.24	Month Total	-	1,045.87	833.82	63.69	886.83	0.00
YTD Total	12,097.00	10,291.98	9,546.17	11,007.79	10,262.30	9,780.17	YTD Total	36,644.01	31,927.01	28,966.37	31,145.01	31,707.71	28,186.89
May	302.48	460.51	402.30	905.86	1,173.10	51.09	November	168.78	919.18	1,607.87	964.30	1,036.52	1,038.18
	630.75	1,692.90	1,275.28	375.32	1,797.10	1,280.28		1,869.63	818.70	1,716.84	955.64	1,201.68	556.11
	1,636.87	517.49	521.37	752.26	2,818.16	1,661.39		558.15	1,731.16	4,065.74	4,150.70	2,863.12	1,048.94
	4,688.75	5,320.14	3,739.00	2,351.25	1,540.23	2,587.86		634.79	4,311.42	827.46	962.79	1,440.98	1,023.72
	1,415.42	715.32	2,047.16	2,961.22	566.94			5,849.85			1,791.10		1,364.69
	1,642.82	7.86	575.37	669.24				1,857.02			200.36		2,586.01
			107.68	683.76				1,083.96					1,676.30
								1,770.42					
Month Total	10,317.09	8,714.22	8,668.16	8,698.91	7,895.53	5,580.62	Month Total	13,792.60	7,780.46	8,217.91	9,024.89	6,542.30	9,293.95
YTD Total	22,414.09	19,006.20	18,214.33	19,706.70	18,157.83	15,360.79	YTD Total	50,436.61	39,707.47	37,184.28	40,169.90	38,250.01	37,480.84
June	141.38	536.24	558.68	77.62	1,626.34	1,529.82	December	71.87	1,677.02	13.76		474.53	97.30
	521.24	515.48		630.41		209.35		769.15	26.53				
	710.89					515.16			585.76				
Month Total	1,373.51	1,051.72	558.68	708.03	1,626.34	2,254.33	Month Total	841.02	2,289.31	13.76	0.00	474.53	97.30
YTD Total	23,787.60	20,057.92	18,773.01	20,414.73	19,784.17	17,615.12	Grand Total	51,277.63	41,996.78	37,198.04	40,169.90	38,724.54	37,578.14

5. REPORTS AND CORRESPONDENCE:

Police Department Report

5. REPORTS AND CORRESPONDENCE:

Fire Department Report

HATFIELD VOLUNTEER FIRE CO.

CALL SUMMARY Full Year 2022

quarter	calls	1st truck enroute	in-service hours	total personnel	personnel hours	average personnel	other hours*	training hours
1	80	4.57	46	894	511	11.2	101	1,253
2	69	4.35	42	816	491	11.8	114	1059
3	81	4.75	45	905	497	11.2	138	886
4	91	4.07	47	932	484	10.2	89	548
YTD	321	4.42	179	3,547	1,978	11.0	442	3,746
plus	17	YTD investigations						
Total calls = 338							* business meetings, investigations, etc.	
					Total days of service =		771	

MAJOR INCIDENTS (average 12.9 firefighters)

cardiac arrest calls = 17

- Sun 3/6 12:18 vehicle rescue (15)
- Tues 3/29 13:13 camper fire (13)
- Sun 4/10 1:13 vehicle fire (13)
- Sun 4/10 23:35 smoke in basement (17)
- Mon 4/25 7:28 vehicle rescue (14)
- Mon 5/9 8:17 basement fire (20)
- Sun 6/19 10:05 house siding fire (13)
- Tues 6/28 14:09 rescue at pool (10)
- Wed 6/29 19:05 industrial roof fire (14)

- Mon 8/8 5:55 vehicle rescue (12)
- Tues 9/20 15:23 industrial fire (13)
- Sun 10/2 20:13 gasoline leak (10)
- Fri 10/21 11:06 gas leak (10)
- Sat 10/30 22:09 vehicle rescue (13)
- Sun 11/20 15:22 dumpster fire (10)
- Sat 12/3 23:34 vehicle fire (10)
- Sat 12/17 15:45 industrial fire (16)
- Thurs 12/29 8:16 industrial fire (9)

RESPONSE MUNICIPALITY

Hatfield Borough	52
First Due Hatfield Twp	174
Colmar Hatfield Twp	23
Franconia	7
Hilltown	7
Lansdale	12
Lower Salford	4
Montgomery	14
Souderton	8
Towamencin	14
others	6
YTD	321

AID GIVEN OR RECEIVED

automatic aid given	62
automatic aid received	26
mutual aid given	34
mutual aid received	5
none	194
YTD	321

ENROUTE TIME

minutes	
1 or less	12
>1 to 2	23
>2 to 3	29
>3 to 4	47
>4 to 5	83
>5 to 6	76
>6 to 7	31
≥7	16
YTD	317

VEHICLES RESPONDED

Engine 17-1	210
Engine 17	41
Squad 17	130
Ladder 17	162
Utility 17	9
Command 17	98
YTD	321

cardiac arrests rpt 1824



5. REPORTS AND CORRESPONDENCE:

EMS Report

5. REPORTS AND CORRESPONDENCE:

Public Works Department Report

Stephen S. Fickert Jr

Public Works Director/Report for December, 2022

Thursday, December 1, 2022

- Cleaned up leaves at Memorial Park
- Cleaned up leaves at Edgewood Park
- Cleaned up leaves at Electric Plant Park

Friday, December 2, 2022

- Decorated the Christmas tree
- Installed cap blocks on wall at Dain Ave

Saturday, December 3, 2022

Sunday, December 4, 2022

Monday, December 5, 2022

- Collected trash from parks & buildings
- Collected leaf bags
- Cut down leaf bag signs around town
- Started organizing the electric building
- Jack off
- Steve off

Tuesday, December 6, 2022


- Continued organizing the electric building
- Cleaned inlets and cross pipes
- Loaded leaf bags in recycling dumpster

Wednesday, December 7, 2022

- Started cleaning out & inspecting storm sewer inlet boxes

Thursday, December 8, 2022

- Continued cleaning out & inspecting storm sewer inlet boxes



Friday, December 9, 2022

- Continues cleaning out & inspecting storm sewer inlet boxes
- James off
- Steve off

Saturday, December 10, 2022

Sunday, December 11, 2022

Monday, December 12, 2022

- Continued cleaning out & inspecting storm sewer inlet boxes
- Carr & Duff started installing sectionalizing fuses

Tuesday, December 13, 2022

- Continued cleaning out & inspecting storm sewer inlet boxes
- Carr & Duff continued installing sectionalizing fuses

Wednesday, December 14, 2022

- Continued cleaning out & inspecting storm sewer inlet boxes
- Installed street signs
- Carr & Duff continued installing sectionalizing fuses
- Loaded salt on 57-4
- Jack off ½ day
- Steve off

Thursday, December 15, 2022

- Fixed a stop sign at Towamencin Ave & S Main St
- Salted roads in the morning from snow & sleet
- Pressure washed & greased 57-4 after dumping off salt
- Derik off ½ day

Friday, December 16, 2022

- Swept streets
- Washed & greased trucks
- Carr & Duff continued installing sectionalizing fuses
- Derik off

Saturday, December 17, 2022

Sunday, December 18, 2022

Monday, December 19, 2022

- Carr & Duff continued installing sectionalizing fuses
- Changed filters & fluids on the backhoe
- Collected trash from parks & buildings
- Steve off
- Ed off

Tuesday, December 20, 2022

- Continued cleaning out & inspecting storm sewer inlet boxes
- Carr & Duff continued installing sectionalizing fuses

Wednesday, December 21, 2022

- Worked with Eddie's Electric replacing an electric service
- Cleaned inlets & cross pipes
- Jack off ½ day

Thursday, December 22, 2022

- Loaded salt on 57-4
- Cleaned inlets & cross pipes
- James off
- Steve off
- Ed off

Friday, December 23, 2022

- Derik was called in to salt the roads
- Closed for Christmas

Saturday, December 24, 2022

Sunday, December 25, 2022

Monday, December 26, 2022

- Closed for Christmas

Tuesday, December 27, 2022

- Dropped off 57-3 at Kalers for inspection
- Dumped remaining salt off 57-4
- Washed & greased 57-4
- Finished servicing the backhoe
- Marked out PA 1 Calls
- Steve off
- Derik off
- Ed off

Wednesday, December 28, 2022

- Picked up 57-3 from Kalers
- Dropped off 57-6 at Kalers for inspection
- Changed filters & fluids on the sweeper.
- Reported to a hole in the Delaware alley.
- Steve off
- Derik off
- Ed off

Thursday, December 29, 2022

- Picked up 57-6 from Kalers
- Worked with Eddie's Electric switching two meters
- Placed barrels & a steel plate over the hole in the Delaware Alley
- Steve off
- Derik off
- Ed off

Friday, December 30, 2022

- Closed for New Year

Saturday, December 31, 2022

Hatfield Borough Council

From: Stephen S. Fickert

Subject: Work accomplished during the month of December, 2022

Parks Maintenance - Trash was collected at parks & buildings as needed. Cleaned up leaves at various parks. Decorated the Christmas tree for the tree lighting.

Electric Department- Carr & Duff came in to install the sectionalizing fuses. Worked with Eddie's electric replacing service wires and switching two electric meters.

Equipment Maintenance - Sent 57-3 & 57-6 to Kalers for inspection. Serviced the backhoe & the sweeper.


Street Maintenance - Inlets were cleaned as needed. Marked out PA-1 calls. Replaced/fixed street signs as needed. Street sweeper was sent out to sweep the streets. Collected leaf bags. Salted roads as needed.

Building Maintenance -

Storm/Sanitary Sewer Department - Started cleaning and inspecting storm sewer inlets. Reported to a hole in the Delaware Alley. Placed a steel plate and barrels around the hole. PA 1 call was placed and excavation is planned for the first week in January.

5. REPORTS AND CORRESPONDENCE:

Engineering Report



Memorandum

Date: December 29, 2022

To: Ms. Jaime E. Snyder, Manager, Hatfield Borough

pc: Ms. Katie Vlahos, Assistant to the Manager, Hatfield Borough
Mr. Steve Fickert, Public Works Director, Hatfield Borough
Ms. Kate Harper, Borough Solicitor
Hatfield Borough Council

From: Chad E. Camburn, P.E.

Subject: January 2023 Engineering Report
Bursich Project No. HAT-01/065075

The following is a highlighted list of recent activities for the Borough Council Meeting:

CAPITAL IMPROVEMENT PROJECTS:

- **Broad Street Storm Sewer & N. Main Street Storm and Sanitary Sewer Improvements**
The project will replace the entire storm sewer system in West and East Broad Street and North Main Street, 280 LF of deteriorated 30"x52" CMP through private properties, and the entire sanitary sewer system in North Main Street. \$1.09M of the project will be funded with Commonwealth Financing Authority (CFA) Pa Small Water and Sewer and H2O PA grants. The NPWA will replace their water main from Towamencin Ave. to Main Street under the contract with the Borough's work. Once the work in E. Broad Street is complete PennDOT will mill and overlay E. Broad Street. While W. Broad Street is not currently on PennDOT's five-year plan for repaving, the Borough could attempt to have PennDOT add it as the construction scope and schedule develop.

Due to the significant increases in material and construction costs since 2019 the Borough has decided to submit applications for addition funding through the 2023 COVID-19 ARPA H2O PA and 2023 COVID-19 ARPA PA Small Water and Sewer grant programs. Applications for an additional \$805,444 in funding were submitted to the PA Commonwealth Financing Authority on December 21, 2022. Awards are expected to be announced by September 2023.

- **2022 Roadway Resurfacing Project**

Completion of the final punchlist items, which include pavement corrections at two ramps and submission of closeout documents, will be done in Spring 2023.

ENGINEERS, LAND SURVEYORS, LANDSCAPE ARCHITECTS



2129 E. High Street | Pottstown, PA 19464
N 40° 14' 40.2" W 075° 36' 09.6"

610.323.4040
www.bursich.com

- **2023 ADA Ramp Replacement Project**

The scope of work includes replacing ten ramps at the intersections of W. School Street / N. Wayne Ave., W. School St. / Jade Dr., Jean Dr. / Jade Dr., and W. School Street at the crossing to the school sidewalk; and replacing select areas of sidewalk along E. School St., Forest Way, and Orchard Lane.

Design for the four ramps at W. School St. / N. Wayne Ave. was previously completed. We are currently coordinating survey and bid package preparation for the remaining ramps. Bid advertising is anticipated to take place by early April with construction to begin in mid June and project completion by mid August.

- **2023 Roadway Resurfacing Project**

The scope of work includes milling and overlaying E. School St., Forest Way, and Orchard Lane, with select areas of base repair to be determined once the milling is completed.

Bid advertising is anticipated to take place by early May with construction to begin in late July and project completion by late August.

SUBDIVISION / LAND DEVELOPMENT / PERMITS:

- **Didden Greenhouses Land Development**

The application proposes to construct 121,525 sf of new greenhouses, associated parking lot, and stormwater management facilities on an 18-acre tract in Hatfield Township and Hatfield Borough. The new structures and parking lot are proposed primarily within the Township, while the stormwater basin and access driveway to W. Vine Street are proposed within the Borough.

The design documents were received in our office on December 16, 2022 and are currently under review.

- **Bennetts Court (Prestige Building Partners Townhomes)**

The application proposes the construction of 18 townhouse units in three buildings taking access off a new cul-de-sac street, partially comprising an area of undedicated E. Broad Street.

No Change from Previous Report - Completion of the remaining review comments and approval conditions, and preparation of the agreements, is ongoing.

- **28 N. Market St. Minor Subdivision:**

The project includes the subdivision of the property at 28 N. Market Street into two residential lots. Preliminary/Final Approval was granted by Resolution No. 2022-19 at the July 20, 2022 Borough Council meeting.

No Change from Previous Report - The applicant is working on finalizing the shared driveway easement agreement and subdivision documents for recording.

- **Edinburgh Square:**

The developer has indicated he has hired a contractor to complete the W. Vine St line painting. We are currently preparing a construction escrow release for the completed site work.

- **23 N. Main St. Sketch Plan:**

The current sketch plan includes two properties and construction of a four-story 6,825 sf building consisting of offices on the first floor and 22 apartments on the second through fourth floors.

The applicant attended the December 12, 2022 Planning Commission meeting and heard feedback from the PC and Borough residents. The applicant subsequently informed the Borough that he will be meeting with his consultants before attending additional Borough meetings.

As always, please feel free to contact me at 484-941-0418 or chad.camburn@bursich.com with any questions.

5. REPORTS AND CORRESPONDENCE:

Zoning Officer, Building Code,
Property Maintenance Report

Code, Zoning and Fire Safety Report – December 2022

Jamie Snyder's Memorandum List

Items on the list continue to be monitored, most are inactive or resolved.

Fire Inspections

Payments are still being received Scheduling is taking place as applications are received. Inspections currently being conducted on Monday through Friday. The majority of inspections are completed however re-inspections are being worked on.

Resale Inspections (4 Total)

- (4) Use and Occupancy Certification issued
- (0) Conditional Use and Occupancy Certification issued
- (0) Failed Inspections (not issued)

Permits (10 Total Processed)

- (2) Electrical alteration
- (1) HVAC
- (1) re-roofing
- (2) Electrical service
- (1) Fence
- (2) Sewer lateral repair
- (1) Sign

Notice of Violations (2 Total new)


- 107 W Broad St – Mattresses on sidewalk
- 120 W Broad St – Outside debris and cushions

Non-Traffic Citations

None

Notes:

Submitted by,
Robert J. Heil
Code & Zoning Enforcement



5. REPORTS AND CORRESPONDENCE:

Fire Marshal / Fire Safety
Inspection Report

5. REPORTS AND CORRESPONDENCE:

Pool Advisory Report

6. MANAGERS REPORT:

Borough of Hatfield

Montgomery County, Pennsylvania



MANAGER'S REPORT General Report and Projects Update

1. Land Use & Development Updates:

- A. Edinburgh Square Subdivision
 - Escrow Releases
 - Line Painting Contracted
- B. Bennetts Court Land Development
 - Preliminary / Final Granted by PC
 - Final Granted by Council
 - Working on Recording the Plan and Developers Agreement
- C. 43 Roosevelt Land Development
 - Developers Agreement
- D. SEPTA Property
 - Long Term Lease Agreement – under Solicitor review
- E. 200 N. Main Street (Biblical Seminary)
 - Sketch Plan submitted
 - Applying for Tax Credits for Project – 2023
 - Received Grant for the Development
- F. 28 N. Market Street Subdivision
 - Preliminary Final Granted by PC / Council
 - Working on Recording
- G. 23 N. Main Street
 - Working with Engineer on plans. Will re-submit.

2. Utility Billing Update:

- Staff continues to monitor Electric & Sewer Past Due accounts.
- Email billing is available for Electric & Sewer Accounts. Please contact the Utilities Department if you are interested in signing up.
- The Electric Customer Portal has been updated. The Portal was restructured with customer input to make it more user-friendly. An updated user guide is available when opening the portal to assist with re-registration. The portal can be accessed from the Borough Website.
- <https://hatf-pa-web.amppartners.org/index.php>
- Please register exactly as it appears on your current billing. Example SMITH, JOHN E.

3. 2021 Outstanding Project Updates:

- A. The East Lincoln Avenue Bridge Replacement Project
 - Waiting for Grant Reimbursement
- B. CMAQ Grant (Synchronization of Signals)
 - Waiting on PennDOT to connect to the server
 - Computer System was installed at Borough Office

401 S. Main Street
P.O. Box 190
Hatfield, PA 19440

Phone:
215-855-0781

Fax:
215-855-2075

Email:
admin@
hatfieldborough.com

Website:
www.hatfieldborough.com

4. 2022 Project Updates:

A. 2022 Roadway Resurfacing Project

- Payment Request No. 2 Approved
- COR No. 1 – decrease contract amount
- Punch List items – scheduled for Spring

B. W. Broad Street, E. Broad Street, N. Market H2O / PA Small Water Storm and Sanitary Sewer Grant Project

- Working on the bid package
- HOP – waiting on paving confirmation
- Applied for additional grant funding

C. CTP Firehouse Flasher Grant

- Working on Grant Reimbursement
- Replacement Part Scheduled – second week in January

D. MTF / CTP Crosswalk Grants

- Agreements received
- Coordination with Storm and Sanitary H2O / PA Small Water Grant Project - working with Engineer

5. PMEA Update:

6. AMP Pennsylvania R.I.C.E. BTM Peaking Project Update:

- Generator Commissioned
- Working on Policies and Procedures of Use

7. Public Information Officer Update: Attached

8. Items of Interest:

- Notice of EMS Merger – April 1, 2023, VMSC & Souderton

Respectfully Submitted,
Jaime E. Snyder, Borough Manager
January 4, 2023

Borough of Hatfield

Montgomery County, Pennsylvania



MEMORANDUM

Date: December 29, 2022

To: Borough Council

From: Public Information Coordinator Update

Subject: Monthly Update



Public Information Update is as follows:

- Newsletter- The new edition of the Borough Informer was delivered. If you would like additional copies, please stop by the Hatfield Borough office.
- 125th Celebration- The planning is in full swing and I am currently beginning to book vendors for June 17th. We are working to make this a wonderful event.
- HEROC- We will be opening an online store shortly for t-shirts, sweatshirts, etc. We are currently waiting on the designs to come back from our vendor so we can start advertising this fundraiser in support of the 125th.

Our next HEROC meeting is Wednesday, January 25th, 2023 at 8:00 am in Borough Council Chambers.

Thank you for your continued support and please let me know if you have any questions. Have a wonderful 2023!

Respectfully submitted,

Lindsay Hellmann

Public Information Coordinator

401 S. Main Street
P.O. Box 190
Hatfield, PA 19440

Phone:
215-855-0781

Fax:
215-855-2075

Email:
admin@
hatfieldborough.com

Website:
www.hatfieldborough.com

7. NEW BUSINESS / DISCUSSION ITEMS:

**A. Budget / Calendar Binder
Distribution**

8. OLD BUSINESS:

9. ACTION ITEMS:

10. MOTION to ADJOURN:

**Executive Session: Personnel, Litigation,
Real Estate**